



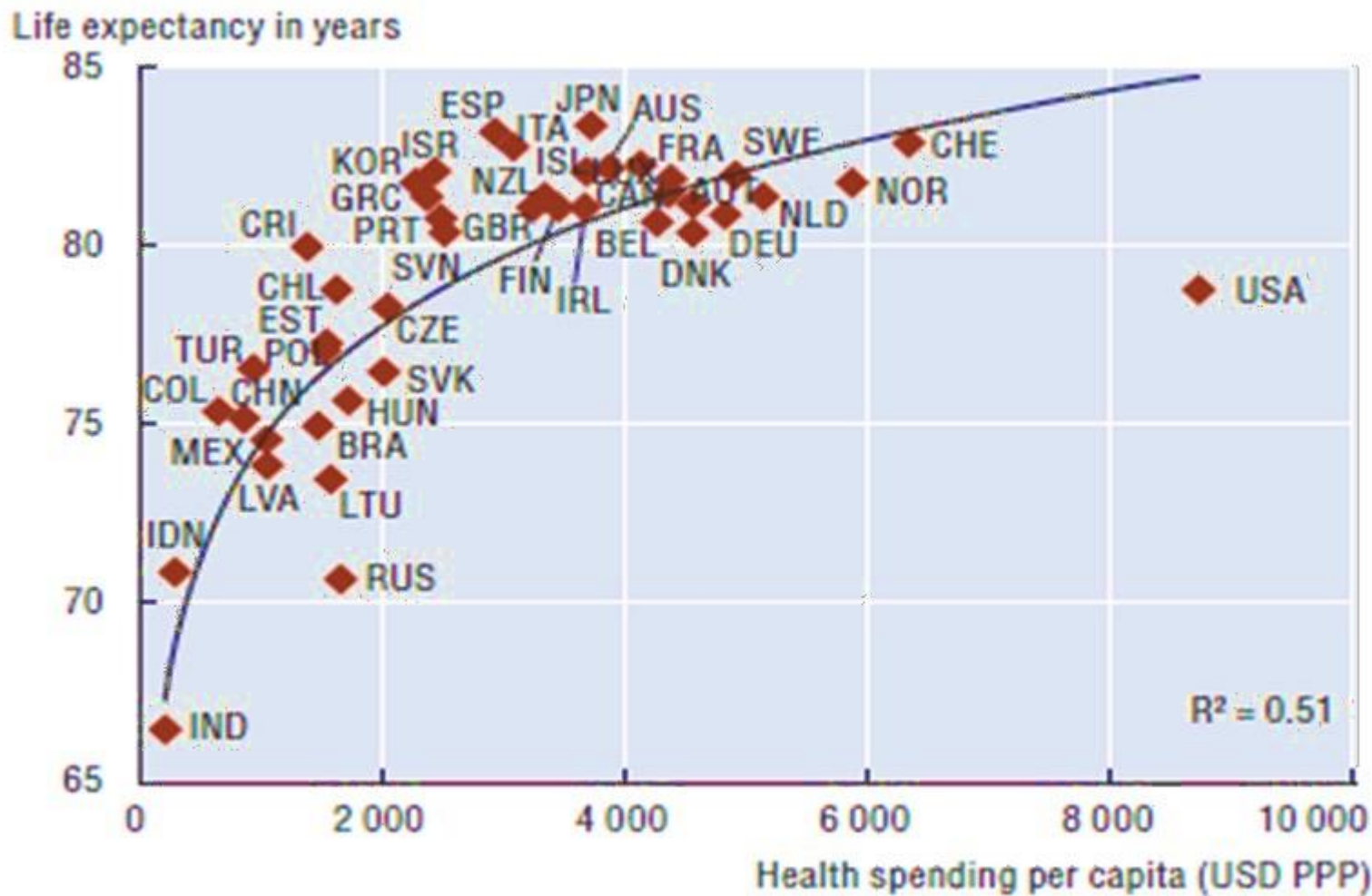
Ada Amobi MD, MPH
Physician Lead, Health Equity Institute
Rhode Island Department of Health
November 24, 2018

Outline



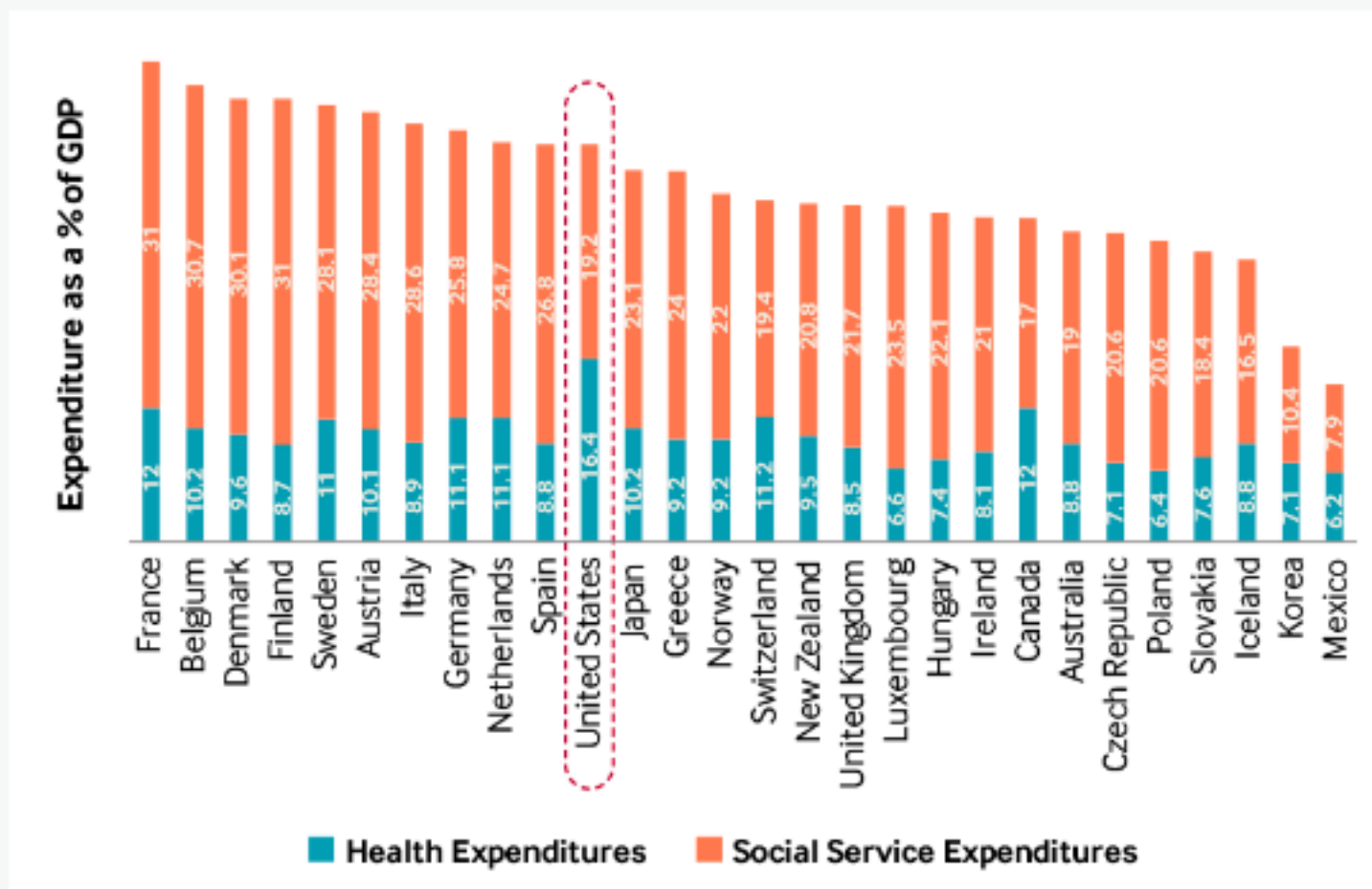
- Health Equity Zones – a major initiative to narrow health disparities and promote health equity
- Community-centered data sharing and integration
- Association of State and Territorial Health Officials (ASTHO) – President's Challenge

Life Expectancy and Healthcare Spending



Life expectancy at birth and health spending per capita, 2013, in *Health at a Glance 2015*, OECD Publishing, Paris. Organization for Economic Co-operation and Development (OECD)

Investing in Social Services



Source: Bradley E, et al. Health and social services expenditures: associations with health outcomes. *BMJ Quality & Safety*, 2011 March 29.

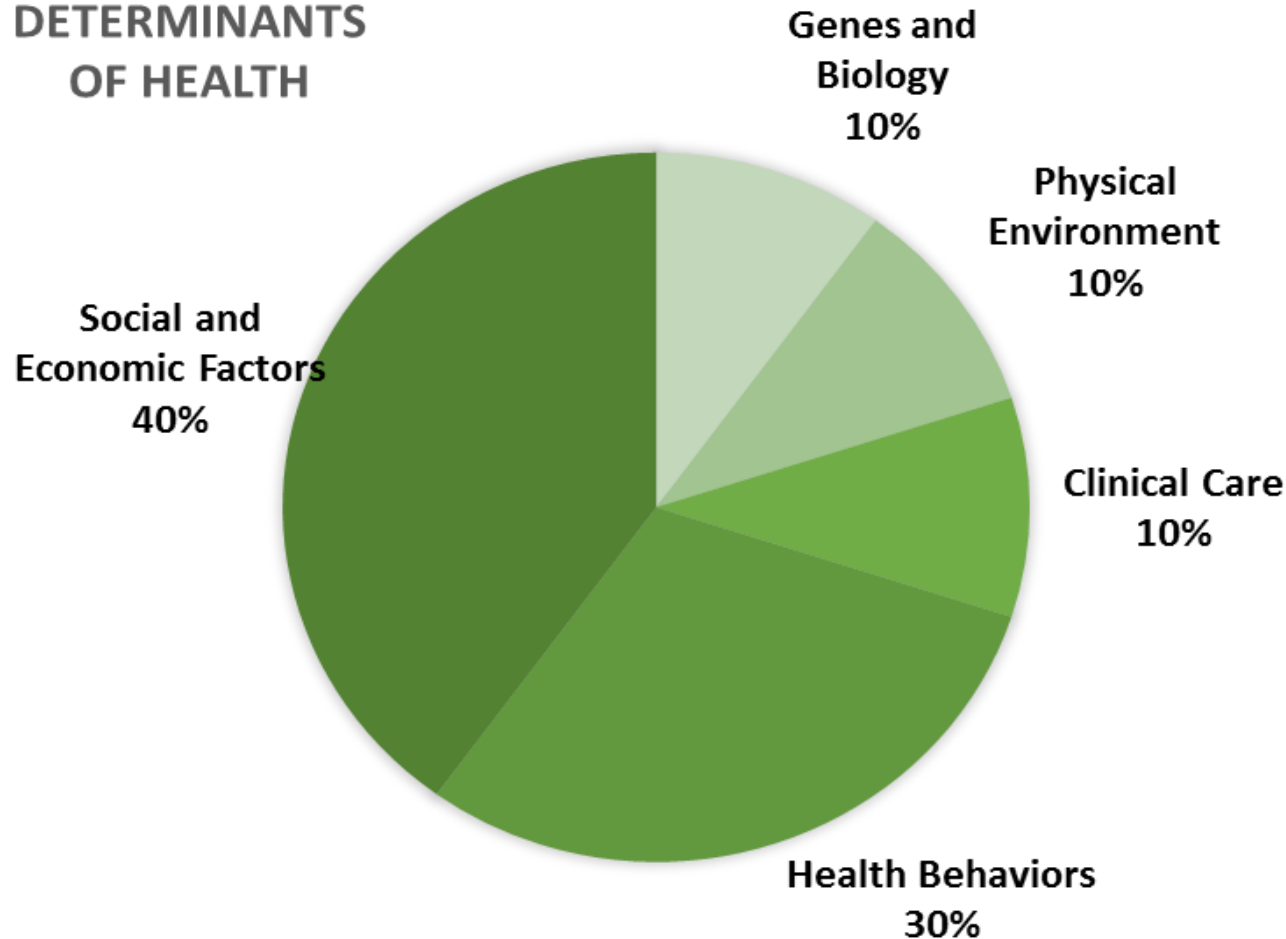
Updated using OECD Health Data 2014; OECD Social Expenditure Dataset 2014.

Addressing Determinants of Health



The case for investing at the community level to improve health

DETERMINANTS OF HEALTH

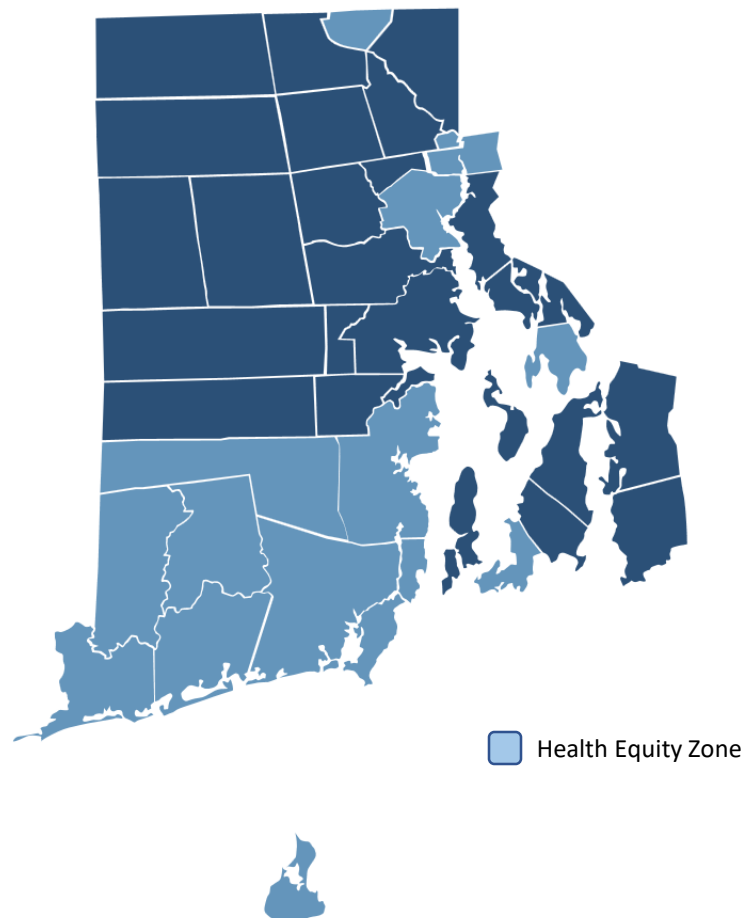


Determinants of Health Model based on frameworks developed by: Tarlov AR. *Ann N Y Acad Sci* 1999; 896: 281-93; and Kindig D, Asada Y, Booske B. *JAMA* 2008; 299(17): 2081-2083.

RIDOH Health Equity Zones



- Nine local collaboratives throughout Rhode Island.
- Geographic areas with measurable health disparities, and socioeconomic and environmental conditions that keep people from being as healthy as possible.



RIDOH Health Equity Zones



Communities are given initial seed funding through RIDOH for each HEZ starting over a four-year period to:

- Build, expand or maintain a **collaborative** of diverse partners from the local community of the self-defined zone.
 - *Includes municipal leaders, residents, businesses, transportation and community planners, law enforcement, education systems and health systems, among others.*



RIDOH Health Equity Zones



Other Key activities:

- Conduct a baseline **assessment** of socioeconomic and environmental factors that drive health outcomes.
- Create a Plan of Action targeting **measurable** objectives based on valid strategies shown to be successful.
- Implement and **evaluate** the Plan of Action.

RIDOH Health Equity Zones



Each HEZ's *backbone agency* is the infrastructure that reinforces the HEZ collaboratives' collective action...*"glue"*.

HEZ Backbone Agencies:


- *Drive the HEZs' collective action towards measurable results*
- *Ensure strategic use of investments within the HEZs*
- *Support evaluations to improve*

City of Providence HEZ, Healthy Communities Office

HEZ focuses on tobacco-free environments, access to healthy food and beverages, and access to physical activity and safe walking.

Woonsocket HEZ, Thundermist Health Associates

HEZ focuses on substance abuse, trauma, and teen pregnancy



RIDOH Health Equity Zones



HEZs are helping communities build the infrastructure they need to drive lasting change at the local level in RI.



Examples of HEZ successes 1:

The **Bristol Health Equity Zone** facilitated the passage and implementation of a town-wide **ordinance banning cigarettes and vaping in all town parks**, ensuring access to smoke-free public spaces for all community members.



The **Olneyville Health Equity Zone** implemented the Youth & Police Initiative to **build bridges between local police officers and teens**.

RIDOH Health Equity Zones



Examples of HEZ successes 2:

The **Pawtucket and Central Falls Health Equity Zone** partnered with the City of Central Falls Planning Department to develop a Complete and Green Streets Ordinance and **enable safe access to community roads for all users**, regardless of age, ability or mode of transportation.

Several HEZ communities have implemented **Walking School Bus programs** to boost school attendance rates that provide a safe and physically active way for students to get to school.



Data Sharing and Integration



- **HEZ Learning Community**
 - Network of HEZ leaders and participants
 - Community led
 - Formal and informal exchange of ideas, trends, and best practices between HEZ collaboratives.

Data Sharing and Integration



- **Community Health Assessment Group**
 - Developed statewide health equity indicators to monitor RI's progress towards improving determinants of health.
 - Data can be used to inform HEZ activities.

Measuring Determinants of Health



Domain	Determinant	Indicator
Integrated Healthcare	Healthcare Access	% adults in 2016 reported not seeking medical care due to cost by race/ethnicity
	Social Services	Ratio of # HH receiving to # HH eligible for SNAP (aka % of eligible HH receiving SNAP/benefits) (by city/town)
	Behavioral Health	RATIO: # of naloxone kits to # of overdose deaths (by city/town) (PORI)
Community Resiliency	Civic Engagement	% reg. voters participating in 2016 election (by city/town?)
	Social Vulnerability	CDC Social Vulnerability Index
	Equity in Policy	Ratio of # low-moderate income housing units to # low income families (by city/town)
Physical Environment	Natural Environment	Percentage of overall landmass with tree canopy cover (by city/town)
	Transportation	% of households reporting unsatisfactory or no public transportation in their neighborhood
	Environmental Hazards	# and % of children with lead blood levels >5mg/dL
Socioeconomics	Housing Burden	COMPOSITE: % Cost burdened renters AND owners by City/Town
	Food Insecurity	% of pop. 18+ reporting how often in past 12 months worried or stressed about having enough money to buy nutritious meals
	Education	% of students graduating with a regular diploma within four years (by city/town)
Community Trauma	Discrimination	% of women who experience discrimination right before or after a pregnancy by race/ethnicity AND % of adults reporting racial discrimination in HC settings in the past 12 mo. by race/ethnicity
	Incarceration	COMPOSITE: # of non-violent offenders under RI probation and parole PER 1,000 residents age 18
	Public Safety	Violent crime rate and non-violent crime rate (per 100,000 people) (by city/town)

Data Sharing and Integration



- **Community Health Needs Assessment**

- Performed by hospitals as part of the ACA mandate to better understand the needs of the communities they serve.
- HEZ Collaboratives used as data sources to inform CHNA

Data Sharing and Integration

Key Considerations

- Do community members have a clear voice in the data stories being told?
- Can the data be used to inform community action priorities?
- What existing data collection efforts can we tap into?



2019 ASTHO President's Challenge: Building Healthy and Resilient Communities



- Aligned with the National Association of County and City Health Officials (**NACCHO**) and the U.S. **Surgeon General's** focus on community health and economic prosperity
- Calls on health officials to change how we work with communities and who our partners should be
 - to support **investments in community**

2019 ASTHO President's Challenge: Building Healthy and Resilient Communities



1. **Provide tools** that equip health officials to mobilize community-led, place-based models (like RI's HEZ) that are ready for investment.
2. **Connect public health officials by reaching across sectors to** business leaders and policymakers who want to invest in community and advance economic development.

Two Goals



Additional Highlights

Promote Positive Social Connectivity: so communities can combat issues such as substance use disorders, emotional suffering, and social isolation.

Improve Community Resilience: so communities can resist, respond to, and recover from adversity and “bounce forward” to better conditions, like fewer adverse childhood events and eliminating HIV or Hep C.



- Online resource bank
- Webinars
- Learning communities

President's Challenge Resources

More Information



Health Equity Zones

www.health.ri.gov/hez

<https://youtu.be/3b2BA67JKKY>

ASTHO President's Challenge

<http://www.astho.org/ASTHO-Presidents-Challenge/2019/>



www.health.ri.gov

Ada Amobi, MD, MPH

Physician Lead, Health Equity Institute
Rhode Island Department of Health
Ada.Amobi@health.ri.gov